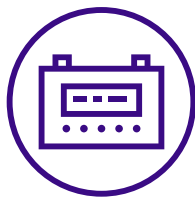




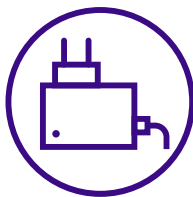
Specifications

Uplink frequency	832-862 MHz, 880-915 MHz, 1710-1785 MHz	Downlink frequency	791-821 MHz, 925-960 MHz, 1805-1880MHz
Indoor coverage	200 m ²	Impedance	50 Ω
VSWR	≤ 2.0	I/O Ports	N Female
Uplink Gain	60 dB	Power Supply	AC 100~240V to DC 9V/5A
Downlink Gain	60 dB	Operating t °C	-30 / +55
Output Power	≥ 13 dBm	Operating Humidity	5 - 95 % Noncondensing
Manual Gain Control	≥ 15 dB / 5 dB step	IP Rating	IP40
Automatic Level Control	≥ 20 dB	Dimensions	200*130*30mm
Automatic Shut Off	after 20 dB	Weight	0.8 kg

Package











Lance 200 V4G



Power supply



User manual

-  Calls/GSM/3G/4G/LTE
-  Free Support
-  Conformity to CE and RoHS standards
-  Coverage: 200 m²
-  3-year warranty & service
-  3-7 business day delivery
-  Frequency: 800, 900, 1800 MHz
-  30-day return policy

Need Help?

support@rangeiful.com
+ 371 25 444 666

Product description

Lance 200 V4G is the most advanced mobile repeater that strengthens weak GSM, 3G and 4G LTE signals at 3 frequencies.

Coverage area

Lance 200 V4G amplifies signals in premises and areas of up to **200 m² (2150 ft²)**.

Signal types supported

The 3-band booster is used to amplify mobile signals at 3 frequencies: calls at 900 and 1800 MHz, 3G signals at 900 MHz, LTE signals at 800 and 1800 MHz.

- 900 MHz is the most commonly used frequency in the European Union and worldwide. 1800 MHz is a sub frequency, although it is considered the main frequency in some regions. This model is best for users operating at both GSM frequencies.
- The most-used bands in LTE networks are 1800 MHz (Band 3), which is a mainstream choice for LTE in most regions; 800 MHz (Band 20) is the second most popular band used by public mobile operators for LTE network deployments, and is excellent for wide area coverage in regional and rural environments.

Benefits and features

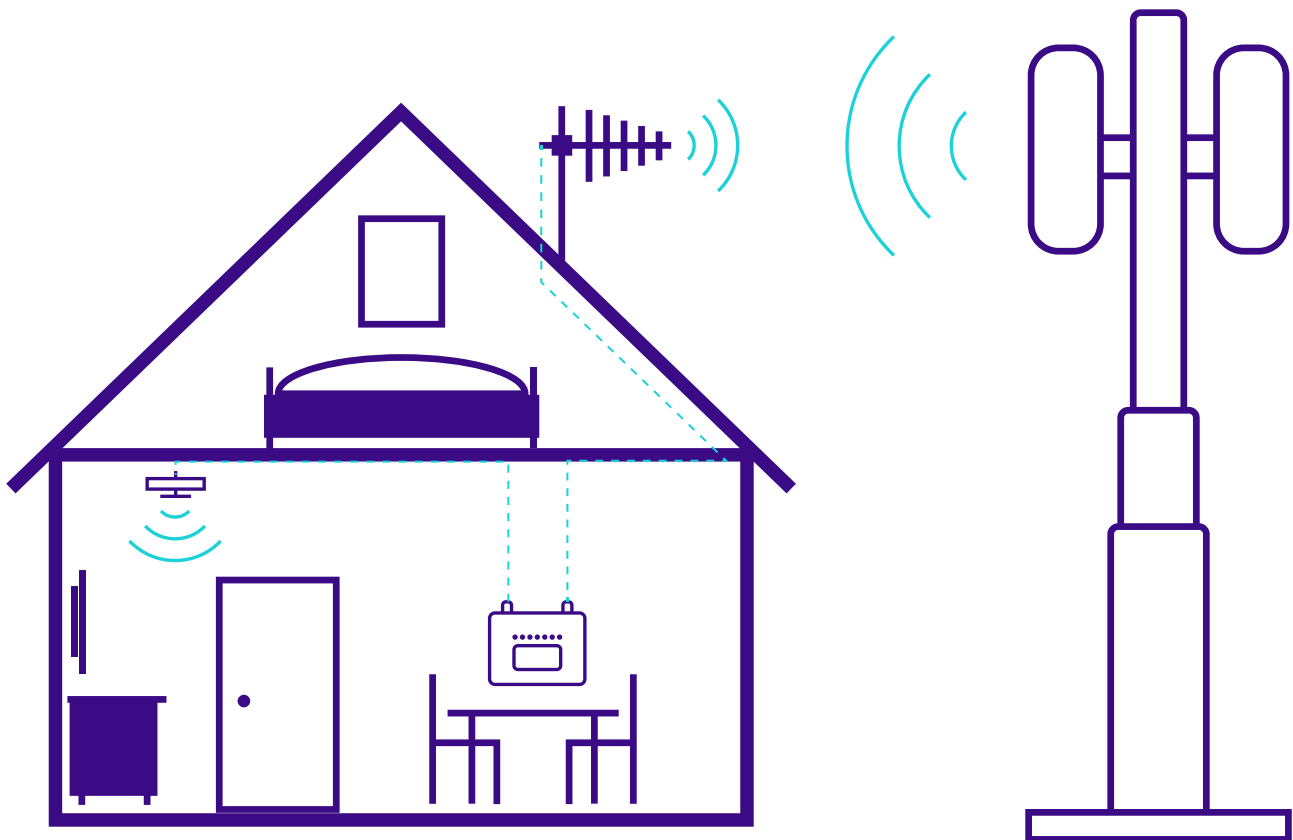
The Lance 200 V4G amplifier is efficient and easy to use and has the following features:

- LCD displays signal strength, settings and error notifications.
- Sleep mode to save energy and money. The booster will automatically enter sleep mode when there are no incoming and outgoing calls or data.
- The amplifier automatically detects and adjusts the input signal.
- Compact, laconic design, lightweight, and high-tech LCD screen.
The Lance 200 V4G amplifier provides stable signal of GPRS and EDGE network, as well as LTE of the most operators.

Need Help?

support@rangeiful.com
+ 371 25 444 666

Installation guide



1. Find an appropriate position for an outdoor antenna.
2. Connect the outdoor antenna to the repeater to the "Outdoor" connector and fasten tightly.
3. Connect the indoor antenna to the repeater from "Indoor" side and fasten tightly.
4. Connect the power supply to the repeater.
5. Switch on the repeater. If the Power LED on the repeater turns on it means the installation has been implemented correctly.
6. Test the signal of your mobile telephone – a maximum quantity of bars should be indicated on the display of your phone in each corner of the location within repeater coverage zone. In case the mobile signal is still unstable try to change the position of the outdoor antenna for more proper one.

Need Help?

support@rangeful.com
+ 371 25 444 666