



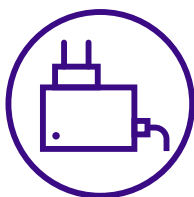
Specifications

Uplink frequency	880-915 MHz, 1710-1785 MHz, 1920-1980 MHz	Downlink frequency	925-960 MHz, 1805-1880 MHz, 2110-2170 MHz
Indoor coverage	1000 m ²	Impedance	50 Ω
VSWR	≤ 2.0	I/O Ports	N Female
Uplink Gain	70 dB	Power Supply	AC 100-240V to DC 12V/5A
Downlink Gain	70 dB	Operating t °C	-25 / +55
Output Power	≥ 20 dBm	Operating Humidity	5 - 95 % Noncondensing
Manual Gain Control	≥ 31 dB / 1 dB step	IP Rating	IP40
Automatic Level Control	≥ 15 dB	Dimensions	255*170*35mm
Automatic Shut Off	after 15 dB	Weight	1.53 kg

Package



Spear 1000 V3G



Power supply



User manual

 Calls/GSM/3G/4G/LTE


 Free Support

 Conformity to CE and RoHS standards

 Coverage: 1000 m²

 3-year warranty & service

 3-7 business day delivery

 Freq.: 900, 1800, 2100 MHz

 30-day return policy

Need Help?

support@rangeiful.com
+371 25444666

Product description

Spear 1000 V3G is the most advanced mobile repeater that strengthens weak GSM, 3G and 4G LTE signals at 3 frequencies.

Coverage area

Spear 1000 V3G amplifies signals in premises and areas of up to **1000 m² (10764 ft²)**.

Signal types supported

The 3-band booster is used to amplify mobile signals at 3 frequencies: calls at 900 and 1800 MHz, 3G signals at 2100 MHz, LTE signals at 1800 MHz.

- 900 MHz is the most commonly used frequency in the European Union and worldwide. 1800 MHz is a sub frequency, although it is considered the main frequency in some regions. This model is best for users operating at both GSM frequencies.
- 3G signals at 2100 MHz frequency. 2100 MHz (Band 1) is the most popular 3G UMTS frequency band worldwide.
- The one of most-used band in LTE networks is 1800 MHz (Band 3), which is a mainstream choice for LTE in most region.

Benefits and features

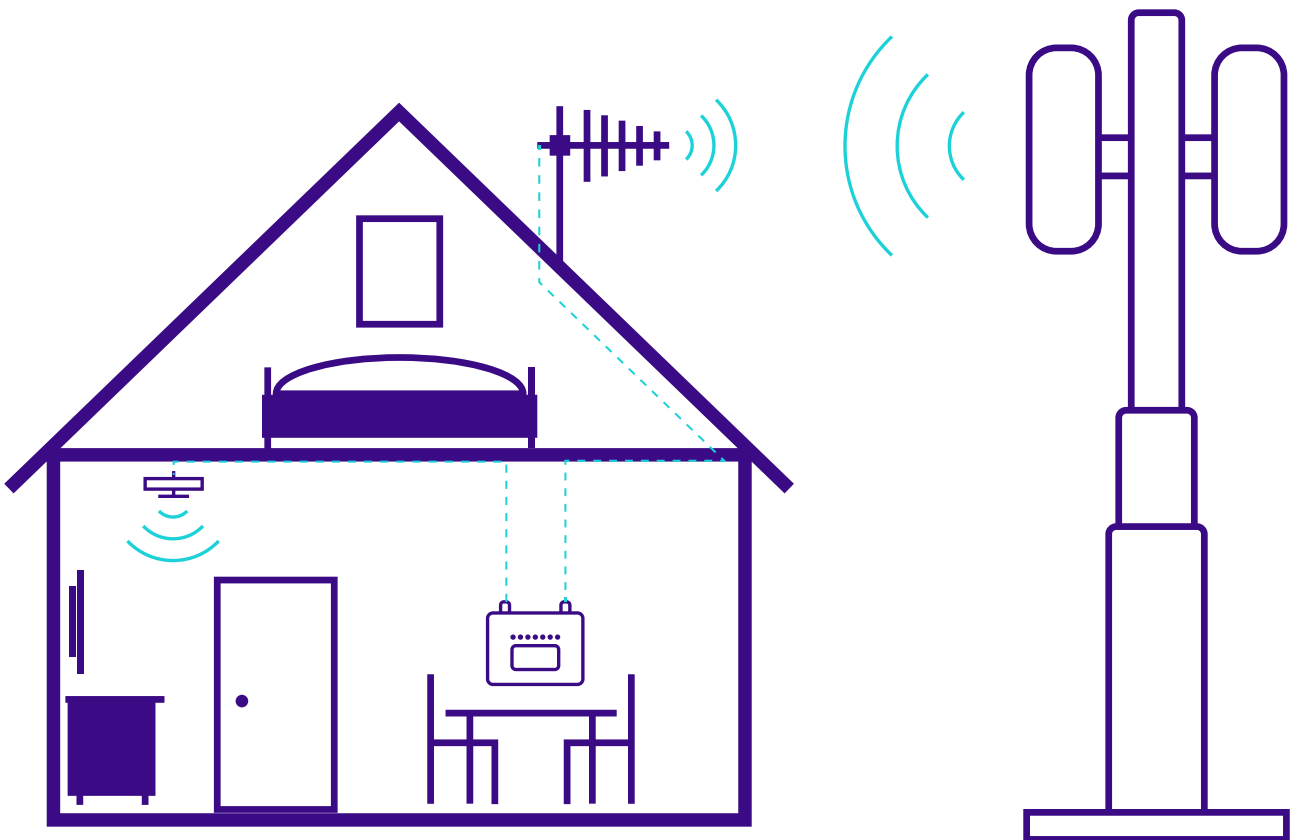
The Spear 1000 V3G amplifier is efficient and easy to use and has the following features:

- LCD displays signal strength, settings, recommendations and error notifications.
- Sleep mode to save energy and money. The booster will automatically enter sleep mode when there are no incoming and outgoing calls or data.
- The amplifier automatically detects and adjusts the input signal.
- Compact, laconic design, lightweight, and high-tech LCD screen.
- The amplifier provides stable signal of GPRS and EDGE network, as well as LTE of the most operators.

Need Help?

support@rangeiful.com
+371 25444666

Installation guide



1. Find an appropriate position for an outdoor antenna.
2. Connect the outdoor antenna to the repeater to the "Outdoor" connector and fasten tightly.
3. Connect the indoor antenna to the repeater from "Indoor" side and fasten tightly.
4. Connect the power supply to the repeater.
5. Switch on the repeater. If the Power LED on the repeater turns on it means the installation has been implemented correctly.
6. Test the signal of your mobile telephone – a maximum quantity of bars should be indicated on the display of your phone in each corner of the location within repeater coverage zone. In case the mobile signal is still unstable try to change the position of the outdoor antenna for more proper one.

Need Help?

support@rangeful.com
+371 25444666